

AndTrac

Journey for End users

and trac

Welcome

Sign in to continue


Email Address

Password

[Forgot Password?](#)

Login to AndTrac

New User? [Create An Account](#)



GET IT ON
Google Play

Download on the
App Store

New User – Creation of Account:

- Download the AndTrac app.
- Click on “Create an Account” at the bottom of the login page to register as a new user.
- Fill in the required details and click “Create Account” to save your details.

Existing User Login:

- Type in your Email address and AndTrac Password.
- Click “Login to AndTrac”.

Register Package To Input And Save A Delivery Package’s Information:

- Log into your AndTrac account.
 - Click on “Register Package”.
 - Fill in the Delivery information.
 - Click on “Register & Generate QR Code”.
- A QR code containing the delivery information is automatically generated and saved. You can print the QR code and attach it on the package or you can share it via various platforms such as WhatsApp, email, etc.

Select Package To Transfer

Search By Recipient Name

Hokip
Ikeja City Mall, Lagos,
Nigeria

OPEN

receiver
Awka, Nigeria

OPEN

Ijele
Oshodi Bridge Lagos,
Lagos, Nigeria

OPEN

Back
Ikeja General
Hospital, Ikeja, Nigeria

OPEN

Ikenna
Oshodi Bridge Lagos,
Lagos, Nigeria

OPEN

Rec
Owerri, Nigeria

OPEN

Assigning a Package to A Delivery Company

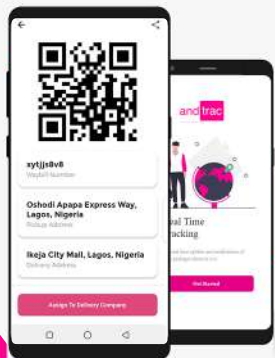
- Click on Transfer package and select the registered package to assign.
- Click “Assign to Delivery Company” at the bottom of the screen.
- Search or Select your desired delivery company from the list of delivery companies registered with AndTrac. **Your package will be assigned automatically, and your delivery company will be notified via SMS and Email notification.**

Sending A Package


- Delivery Agent (or dispatch rider) arrives to pick up your package.
- Click on the “Transfer Package” button and select the package you want to send.
- The package’s QR code would be revealed. Show this QR code to the delivery agent.
- Dispatch agent uses his AndTrac Dispatch app to scan the QR code and commence package delivery.

Change Password:

- Log into your AndTrac account.
- Click on the “Settings” button.
- Type in your current and new passwords.



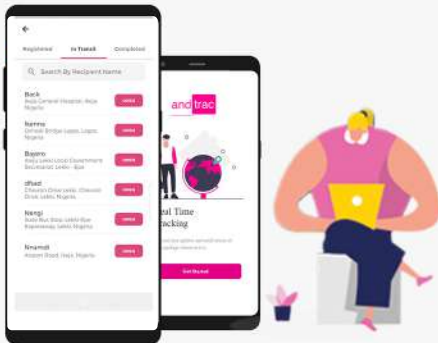
Hello,
Roseline



Ongoing Deliveries (In Transit)

You currently do not have any ongoing deliveries

By using this app, you agree to our [terms and privacy policy](#)



Retrieve Forgotten Password:

- From the login page click on “Forgot Password?”
- Type in your email address and click on “Send Password Reset OTP”.
- An email with a password reset token number would be sent to your email address.
- Type in the token number and your new password.
- Click on “Update Password” to save your new password.

View History:

- Log into your AndTrac account.
- Click on “History”.
- Click on “In Transit” to view all ongoing deliveries.
- Click on “Completed” to view all completed deliveries.

View Registered Packages That Have Not Yet Been Handed Over To Dispatch Agent:

- Log into your AndTrac account.
- Click on “Transfer Package”.
- You would see a list of your saved packages that have not yet been handed over to a delivery agent.
- You can view more details by clicking on “OPEN”.